





HAMPTON SOCCER CLUB - REFEREE INFORMATION

I. Why Referee

II. Requirements (Age) / Certification Levels / Game types

a. Referee-in-Training

b. United States Soccer Federation Certification

III. Training / Testing

IV. Uniforms and Equipment

V. Questions



BECOME A SOCCER REFEREE !



Join the Hampton Soccer Club Referee-in-Training program



- ✓ **Learn** the “Laws of the Game”
- ✓ Have **fun** with friends!
- ✓ **Earn** money
- ✓ **Develop** leadership, interpretation and decision-making skills
- ✓ **Teach** the game to younger children
- ✓ Team leader / manager **opportunities**
- ✓ Start on the path to USSF **certification**

Training and on-field support provided

For more information and to register online for the once-a-year Spring training sessions, go to:

HamptonSoccerClub.org/Referees



6th Grade +



RIT Level I



RIT Level II



13yo +



USSF Certified



6th Grade +



RIT Level I



RIT Level II



13yo +

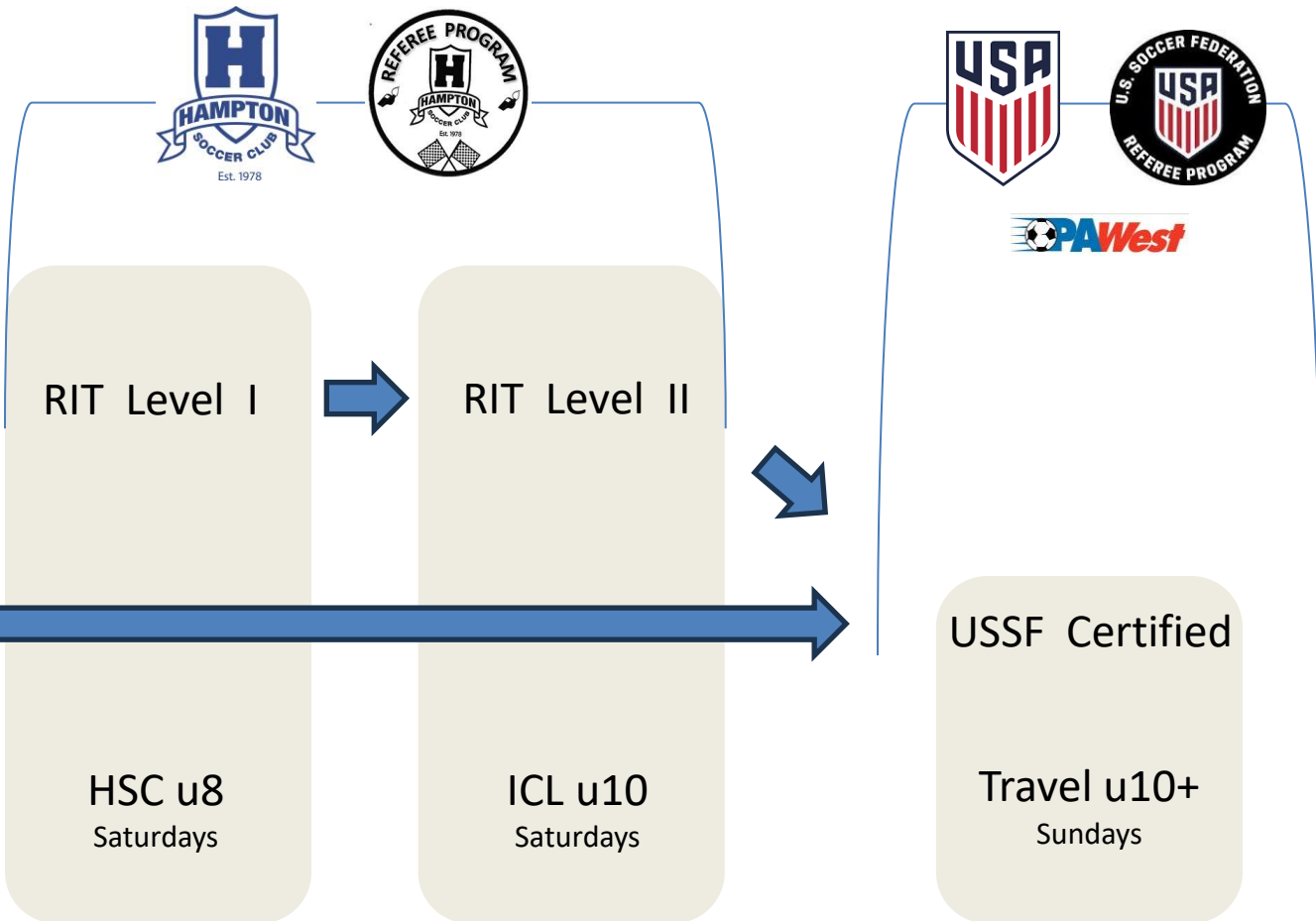


HSC u8
Saturdays

ICL u10
Saturdays

USSF Certified

Travel u10+
Sundays





HSC	REFEREE-IN-TRAINING Level I	REFEREE-IN-TRAINING Level II	RIT MANAGER	USSF CERTIFIED REFEREE
ASSIGNMENTS	U7u8 Boys and Girls	In-House: u7u8 Boys and Girls ICL: Sat. u10 Boys and Girls	u7u8 Games on Saturdays	u10 Saturday (ICL) and u10+ Sunday (Travel)
TRAINING GOALS	Become proficient with Club 'in-house' rules for u7u8; game / time management; communication skills (verbal / physical / whistle); decision making	Obtain 'next-level' skills and experience by being an 'Assistant Referee' (AR) or part of two-person team for u10 Saturday ICL (Developmental) games; working knowledge of USSF rules and interpretations	Manager experience for usually 8 RITs during Saturday games; Lead by and set examples; provide feedback and guidance; mitigate on-field issues; resolve disputes; solve problems;	Become an effective, professional, USSF referee
TRAINING	Short on-line study w/ quiz; in- person 1hr class; 1 hr on-field class; ongoing feedback / mentoring	On-line study w/ quiz; 1 hr in- person class; 75 min. on-field training during a live u10 game; ongoing feedback / mentoring	Shadow current RIT Manager; 30-minute meeting with Referee Coordinator	Online training modules; 4 hour in-person class; ongoing feedback / mentoring
AGE	12 at time of class 6th grader+	12	15	13 at time of class
PREREQUISITS	HSC registered player; parent / guardian sign-off; all training classes	HSC registered player; parent / guardian sign-off; min. of 6 Level I games; Level II classes	USSF Certified Referee; previous RIT experience preferred	Work permit
EQUIPMENT	Whistle, coin, watch*, red RIT shirt, black shorts, soccer shoes	Whistle, coin, watch, green RIT Level II shirt, black shorts, soccer shoes	USSF uniform; flags, cards, whistle, watch, coin, paper, pen – should bring as back- up and example for RITs	USSF uniform; flags, cards, whistle, watch, coin, paper, pen
COMPENSATION		<<<<< See 'Referee pay matrix' >>>>>		
SCHEDULING	Nicole Mishko	Nicole Mishko Marc Reppermund**	Nicole Mishko	Marc Reppermund**

*phones should NOT be used as watches – RITs may use stop watches; USSF must use wristwatch

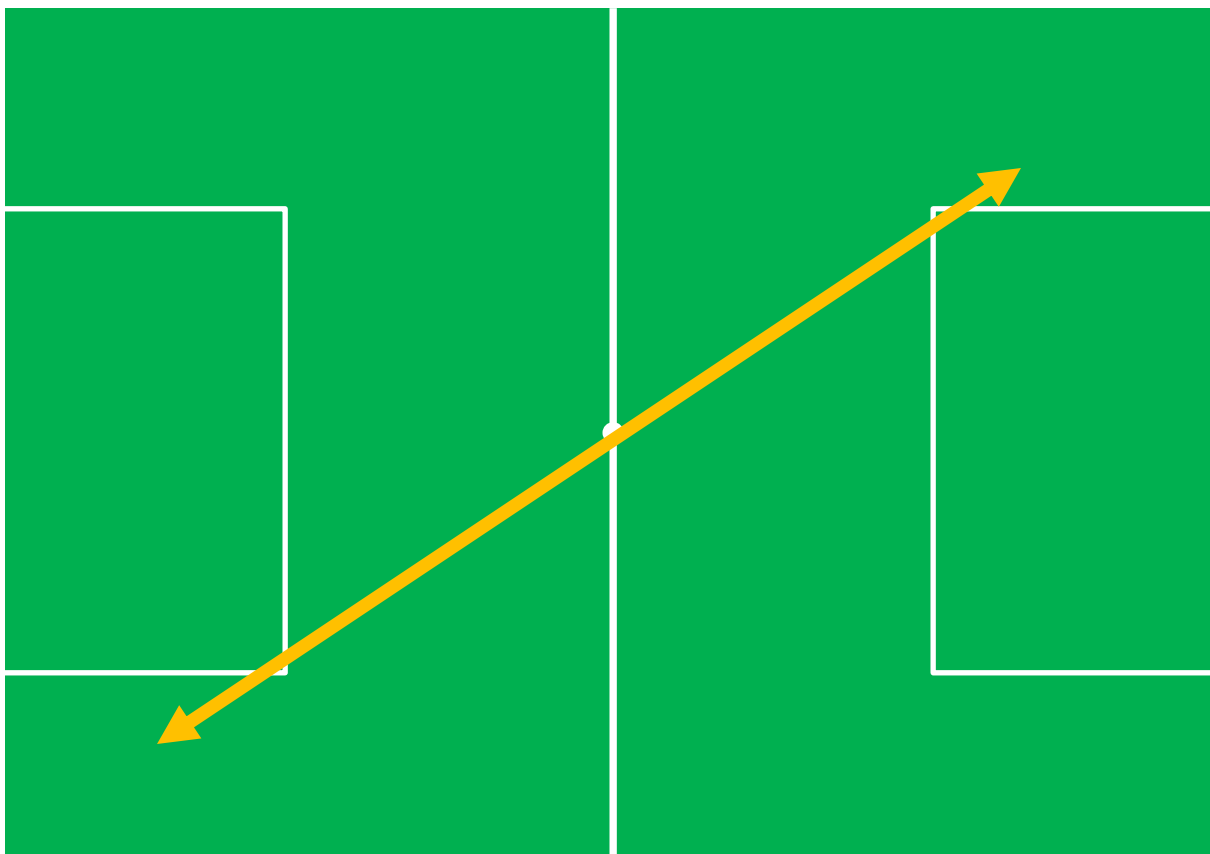
**the HSC referee scheduling vendor uses a software / app – Refs must sign-up to be scheduled



U8 - Referees-in-Training (RITs)

Small field
5 v 5 (incl. Keeper)
All Direct Kicks
Mid-line is 'build-out' line

Single RIT running 'diagonal'
Sometimes 2 RITs running '2-man system'



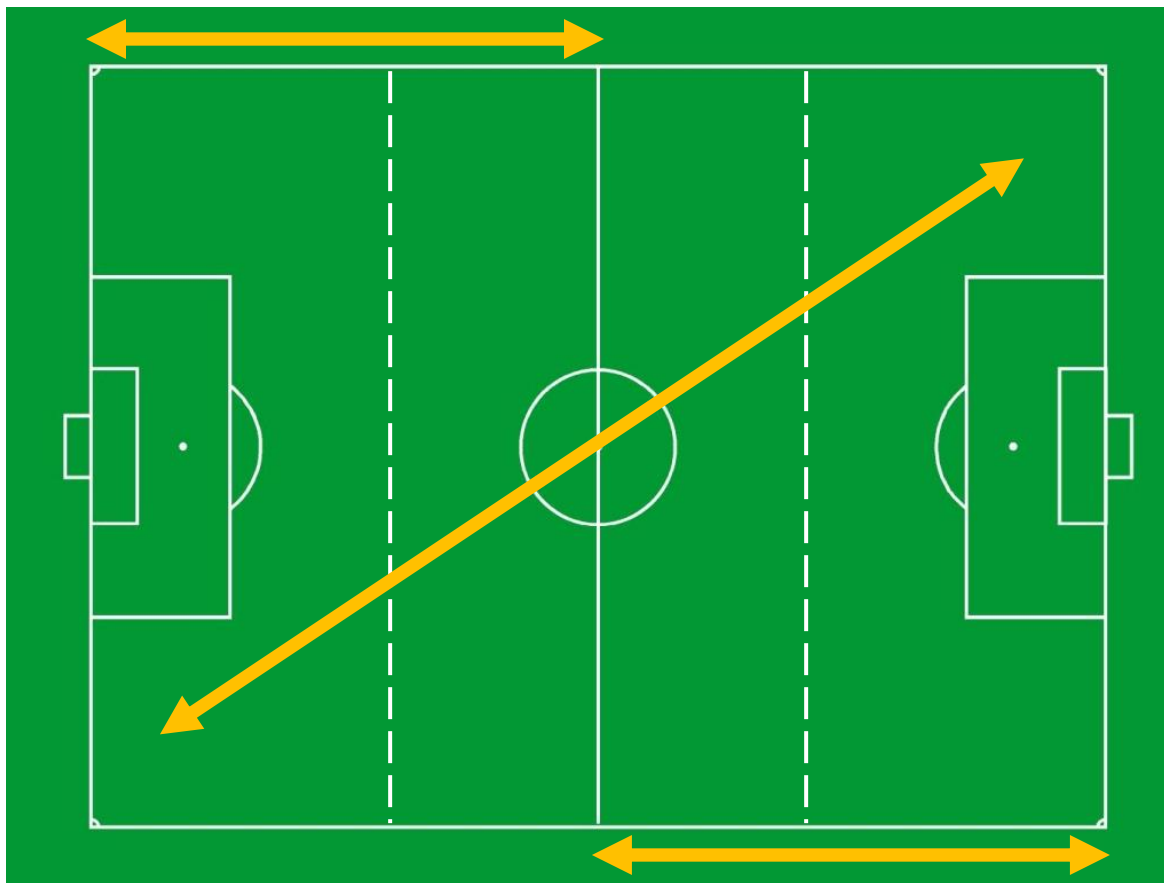


u10 - RIT Level II and USSF Certified Referees

Saturday Inter-Community League (ICL)*
Sunday 'Travel'

Scaled down field and lines
Added 'build-out' line
7v7

* RIT Level II as AR or 2-man system





RIT TRAINING



1

Classroom / Online Quiz

1 hour +/-

2

On-field

First Saturday of games

1 hour

Shadow an RIT






USSF TRAINING

pawest-soccer.org/become-a-referee/

1



- Find Clinics
- New Member Registration
- Member Sign In
- Advanced Referee Status
- Currently Registered Officials List
- Guest Registration (from another State Association)
- Transfer Registration (from another State Association)
- Association Representative Registration
- Administration

Online

New Ref In-Person Session

Online Assignments Deadline: March 26, 2024

Registration Deadline: March 28, 2024

In-Person Field Session: March 30...12:00-3:00 PM

Site: Hampton High School - Fridley Field

Go to: <https://www.pawest-soccer.org/about/referee-registration/>

New Ref In-Person Session

Online Assignments Deadline: April 3, 2024

Registration Deadline: April 5, 2024

In-Person Field Session: April 7...12:00-3:00 PM

Site: Hampton High School - Fridley Field

Go to: <https://www.pawest-soccer.org/about/referee-registration/>

In-Person (on-field)

2





Work Permit Directions (per HTSD website (Parent resources?))

1. Parents, please complete and sign the Application for Work Permit document.

<https://www.education.pa.gov/Documents/Codes%20and%20Regulations/Application%20for%20Work%20Permit.pdf>

2. Students under the age of 16 will also need to have their employer and parent complete the Parental Acknowledgement of Minor's Duties and Hours of Employment form prior to applying for a work permit.

<https://www.dli.pa.gov/Individuals/Labor-Management-Relations/llc/Documents/LLC75.pdf>

3. Along with the Application for a Work Permit and the Parental Acknowledgement of Minors duties form, if applicable, please bring a copy of one of the following required documents to complete the application process:

- ✓ A birth certificate, filed according to law with a register of vital statistics or other officer charged with the duty of recording births
- ✓ A passport showing the age of the minor.

4. Upon receipt of the application and documentation, the student and parent will need to come to the Main Office at the High School between 3p-4p to receive their work permit.
5. The student signs the work permit when received and shows it to the employer, who makes a copy for their records. The student retains the original work permit.

<https://resources.finalsite.net/images/v1694182805/hampton/lzr2kenvincs14ph5lq4/WorkPermitDirections23-24.pdf>



Uniforms and Equipment



RIT Level I (red) and Level II (yellow) shirts provided by Club





UNIFORM: Always make sure your uniform is clean, neat, and professional in appearance.

CLASSIC UNIFORM

SHIRT

- Long or short sleeve
- Yellow with black pinstripes
- Men's or women's

BADGE

- U.S. Soccer Federation with current year (securely fastened to shirt over left chest).
- The badge should be for the highest grade for which the referee is currently qualified

SHORTS

- Black shorts
- Bottom edge of shorts not less than 3 or more than 7 inches above the top of the knee cap

SOCKS

- Black socks
- U.S. Soccer Federation Referee Program 2-stripe socks

SHOES

- Black shoes
- Black laces (may have white manufacturer's design)



Kits or individual items can be purchased at Soccer Source or online



HSC Referee-in-Training (RIT) / Certified Referee Program



Enjoy the game!